

## CREDIT OPINION

26 October 2021

Update

✓ Rate this Research

### RATINGS

#### Berlin Hyp AG

Domicile	Germany
Long Term CRR	Aa2
Type	LT Counterparty Risk Rating - Fgn Curr
Outlook	Not Assigned
Long Term Debt	Aa2
Type	Senior Unsecured - Fgn Curr
Outlook	Stable
Long Term Deposit	Aa2
Type	LT Bank Deposits - Fgn Curr
Outlook	Stable

Please see the [ratings section](#) at the end of this report for more information. The ratings and outlook shown reflect information as of the publication date.

### Contacts

Andrea Wehmeier +49.69.70730.782  
 VP-Senior Analyst  
 andrea.wehmeier@moodys.com

Alexander Hendricks, +49.69.70730.779  
 CFA  
 Associate Managing Director  
 alexander.hendricks@moodys.com

## Berlin Hyp AG

### Update to credit analysis

#### Summary

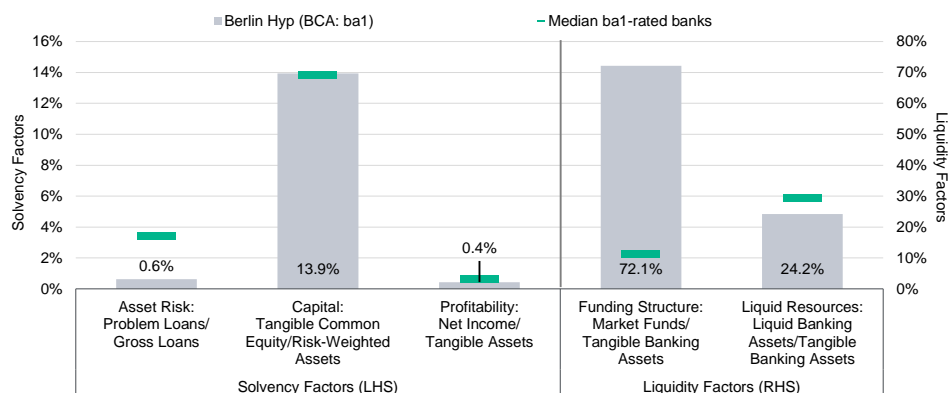
We assign Aa2(stable)/P-1 deposit ratings and Aa2(stable) senior unsecured debt ratings to [Berlin Hyp AG](#) (Berlin Hyp). We further assign a ba1 Baseline Credit Assessment (BCA), an a3 Adjusted BCA and an A2 junior senior unsecured debt rating, as well as Aa2/P-1 Counterparty Risk Ratings (CRRs) to Berlin Hyp.

The ratings reflect the bank's ba1 BCA; four notches of rating uplift, reflecting both parental support from Erwerbungsellschaft der S-Finanzgruppe mbH & Co. KG (SEG) and cross-sector support from [Sparkassen-Finanzgruppe](#) (S-Finanzgruppe, Aa2 stable, a2<sup>1</sup>); and the application of our Advanced Loss Given Failure (LGF) analysis to SEG's liabilities, which indicates an extremely low loss given failure and results in three notches of rating uplift, and a one-notch rating uplift resulting from government support, because of Berlin Hyp's membership in systemically relevant S-Finanzgruppe.

Berlin Hyp's ba1 BCA reflects the bank's exceptionally high concentration risks in commercial real estate (CRE) lending given its highly focused business model, which are partly mitigated by solid capital ratios. It also incorporates the bank's improving, but still somewhat elevated leverage, as well as high reliance on confidence-sensitive market funding and substantial asset encumbrance.

Exhibit 1

#### Rating Scorecard - Key financial ratios



Source: Moody's Investors Service

## Credit strengths

- » Sound risk-adjusted capitalisation
- » Improved profitability and efficiency, which allowed the buildup of contingency reserves that provide a buffer against the ongoing economic downturn
- » Good asset-quality metrics
- » Strong contractual links within the SEG group, which provide downside protection in an adverse scenario

## Credit challenges

- » Extremely high risk concentration in CRE, exposing the bank to tail risks from dislocations in CRE markets
- » High reliance on confidence-sensitive market funding and elevated asset encumbrance
- » Maintenance of adequate capital ratios in the long run, as regulatory requirements become more onerous

## Outlook

The stable outlook reflects our expectation that the combined credit profiles of Berlin Hyp and its sister company [Landesbank Berlin AG](#) (LBB, Aa2 stable, baa2<sup>2</sup>) (measured through the consolidated accounts of both banks' ultimate parent SEG) will remain broadly unchanged and that the liability structure of SEG will remain stable.

## Factors that could lead to an upgrade

- » An upgrade of Berlin Hyp's ratings will be subject to an uplift of its ba1 BCA and a3 Adjusted BCA. In addition, an upgrade of the bank's junior senior unsecured debt rating could be driven by an improved result from our Advanced LGF analysis, if sufficient amounts of subordinated or junior senior unsecured debt were to be issued by Berlin Hyp or LBB, or both, which would provide an additional buffer or lower the loss severity for junior senior debt at the consolidated level of SEG.
- » An upgrade of Berlin Hyp's Adjusted BCA would require an improvement in the intrinsic strengths of both Berlin Hyp and LBB, as reflected in the consolidated accounts of SEG, which would be subject to a significant increase in the group's diversification of its lending book.
- » Upward pressure on Berlin Hyp's ba1 BCA could develop as a combination of an improvement in the bank's leverage ratio, particularly through higher capitalisation levels generated via a further reserve buildup; substantially improving earnings; and a significant reduction in short-term interbank funding, resulting in a more balanced liability maturity profile.

This publication does not announce a credit rating action. For any credit ratings referenced in this publication, please see the ratings tab on the issuer/entity page on [www.moody's.com](http://www.moody's.com) for the most updated credit rating action information and rating history.

## Factors that could lead to a downgrade

- » A downgrade of Berlin Hyp's debt and deposit ratings will be subject to a lowering of its a3 Adjusted BCA. In addition, changes in SEG's liability structure, resulting in higher loss given failure in resolution and, therefore, fewer notches of rating uplift derived from our Advanced LGF analysis, could lead to a rating downgrade.
- » Downward rating pressure on Berlin Hyp's a3 Adjusted BCA could develop from a significant weakening in Berlin Hyp's and LBB's financial fundamentals to the extent that the combined credit strength of SEG is adversely affected, particularly if higher asset risks at both banks deplete the group's capital resources.
- » Berlin Hyp's BCA could be downgraded if capital ratios weaken in case of a sustained and significant deterioration in asset quality, or if profitability declines sustainably from historical levels.

## Key indicators

Exhibit 2

### Berlin Hyp AG (Consolidated Financials) [1]

	06-21 <sup>2</sup>	12-20 <sup>2</sup>	12-19 <sup>2</sup>	12-18 <sup>2</sup>	12-17 <sup>2</sup>	CAGR/Avg. <sup>3</sup>
Total Assets (EUR Billion)	35.4	33.4	27.0	27.2	27.1	7.9 <sup>4</sup>
Total Assets (USD Billion)	42.0	40.9	30.3	31.1	32.6	7.5 <sup>4</sup>
Tangible Common Equity (EUR Billion)	1.5	1.4	1.3	1.2	1.1	7.9 <sup>4</sup>
Tangible Common Equity (USD Billion)	1.8	1.7	1.5	1.4	1.4	7.5 <sup>4</sup>
Problem Loans / Gross Loans (%)	0.3	0.6	0.8	0.9	1.2	0.7 <sup>5</sup>
Tangible Common Equity / Risk Weighted Assets (%)	13.9	13.4	13.2	13.5	12.5	13.3 <sup>6</sup>
Problem Loans / (Tangible Common Equity + Loan Loss Reserve) (%)	4.9	8.3	11.7	12.6	18.7	11.3 <sup>5</sup>
Net Interest Margin (%)	1.3	1.0	1.2	1.1	1.0	1.1 <sup>5</sup>
PPI / Average RWA (%)	2.7	1.6	1.6	1.8	1.5	1.8 <sup>6</sup>
Net Income / Tangible Assets (%)	0.6	0.3	0.4	0.5	0.5	0.4 <sup>5</sup>
Cost / Income Ratio (%)	41.1	53.2	54.4	50.3	59.5	51.7 <sup>5</sup>
Market Funds / Tangible Banking Assets (%)	70.6	72.1	66.5	64.8	64.1	67.6 <sup>5</sup>
Liquid Banking Assets / Tangible Banking Assets (%)	24.8	24.2	14.2	21.6	20.7	21.1 <sup>5</sup>
Gross Loans / Due to Customers (%)	2506.6	3255.2	7986.6	4598.4	2778.9	4225.2 <sup>5</sup>

[1] Further to the publication of our revised methodology in July 2021, for issuers that have "high trigger" additional Tier 1 instruments outstanding, not all ratios included in this report reflect the change in treatment of these instruments. [2] All figures and ratios are adjusted using Moody's standard adjustments. [3] Basel III - fully loaded or transitional phase-in; LOCAL GAAP. [4] May include rounding differences because of the scale of reported amounts. [5] Compound annual growth rate (%) based on the periods for the latest accounting regime. [6] Simple average of periods for the latest accounting regime.

Sources: Moody's Investors Service and company filings

## Profile

Berlin Hyp AG (Berlin Hyp) is a German public-sector bank that offers real estate financing services mainly for commercial and residential properties. As of June 2021, it reported total assets of €35.4 billion and employed 561 full-time equivalent staff members. Berlin Hyp offers a range of financial products and services to small and medium-sized enterprises (SMEs), commercial investors, municipal housing associations, housing co-operatives and property developers through a network of six branches in Germany. Internationally, it operates through representative offices in Amsterdam (the Netherlands), Warsaw (Poland) and Paris (France).

In January 2015, Berlin Hyp was spun off from LBB and set up as a sister company of LBB under the SEG umbrella. Berlin Hyp's remit encompasses national and international CRE lending, while LBB focuses on local CRE lending in the Berlin-Brandenburg region. Despite the full operational separation, both Berlin Hyp and LBB remain closely tied via a profit and loss transfer agreement (PLTA) set up between each bank and Landesbank Berlin Holding AG (LBBH), a holding entity fully owned by SEG. The PLTA implies that losses at Berlin Hyp would have to be offset by LBBH, thereby enabling Berlin Hyp to benefit from the stronger standalone credit profile of its sister company LBB, which would effectively have to cover the losses. This potential parental support is reflected in our Adjusted BCA.

For more information, please see Berlin Hyp's [Issuer Profile](#) and our [German Banking System Profile](#).

## Berlin Hyp's Weighted Macro Profile is Strong (+)

Berlin Hyp is focused on the German market, which accounts for almost two-thirds of the bank's exposure at default. As a result, the bank's assigned Strong (+) Weighted Macro Profile is set in line with the Strong (+) [Macro Profile for Germany](#).

### Recent developments

The pandemic is causing an unprecedented shock to the global economy. The full extent of the economic downswing will be unclear for some time; the level of uncertainty and strength of the economic recovery will vary across countries.

In Germany, strong government support has stabilised the economy and delayed a weakening of banks' loan book quality. The substantial support that the German government has provided to households and companies in response to the pandemic will allow the supply side of the economy to remain mostly intact and limit any lasting scars from the crisis. Private-sector spending will support the recovery, especially as households have accumulated substantial savings during the crisis. The recovery will be uneven across industries and parts of the banks' corporate loan books will be exposed to high credit risk.

## Detailed credit considerations

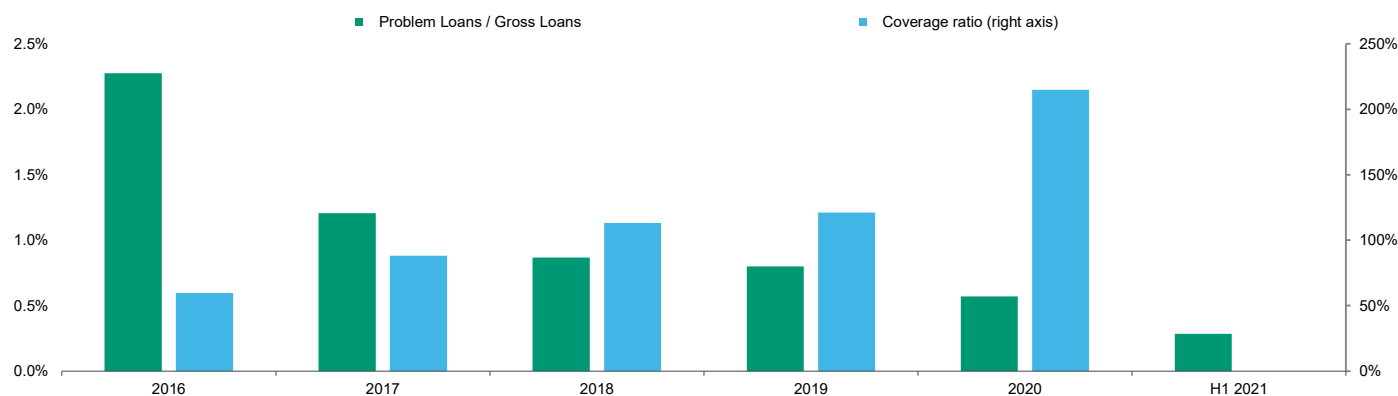
### Good asset quality with extremely high risk concentration in commercial real estate

We assign a ba1 Asset Risk score, eight notches below the aa2 initial score, to reflect Berlin Hyp's cyclical and higher-risk CRE lending activities, and its concomitant large single-borrower concentrations. These concentration risks cap the assigned score at non-investment grade.

This is despite Berlin Hyp's sound asset quality with nonperforming loans of below 1%. The bank is the least exposed to high risk sub-sectors within commercial real estate given its low hotel and comparably limited retail exposures, however, we expect structural shifts for office demand to have an impact on demand in the more medium term. The bank's non-performing loans remain on a declining trend.

Exhibit 3

### Berlin Hyp's asset quality remains solid

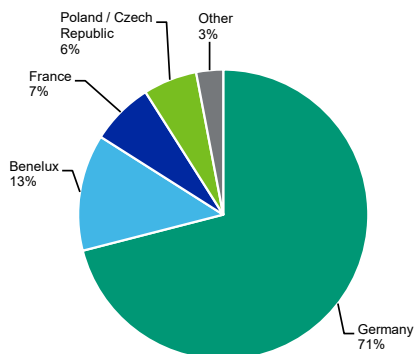


Problem loan ratio as per Moody's definition.

Sources: Company reports and Moody's Investors Service

As of end-June 2021, Berlin Hyp had extended €25.4 billion of real estate loans (against €1.5 billion in tangible common equity [TCE]), amounting to around two-thirds of the balance sheet and thus representing the bank's main asset-risk driver. Berlin Hyp's overall gross real estate exposure<sup>3</sup> amounted to €28.6 billion as of June 2021 and comprised offices (42%), residential real estate (26%), retail (15%), logistics (5%) and other buildings used for commercial purposes. The portfolio was largely focused on Germany (71%), thus resulting in less exposure from international CRE markets than its peers, though it has grown its portfolio faster than those.

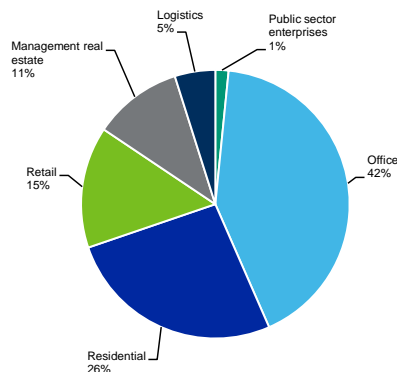
Exhibit 4

**Berlin Hyp's portfolio composition by country based on half-year 2021 data**

Excludes loans to the public sector.

Source: Company presentation

Exhibit 5

**Berlin Hyp's portfolio composition by segment based on half-year 2021 data**

Source: Company presentation

During 2020, Berlin Hyp originated new loans of €6.7 billion, including prolongations. New loans were mostly extended to investors (68%), with the remainder mainly attributed to developers and contractors (19%). In terms of regional split, 49% of new loans were derived from German A cities, 28% from German B cities and other German regions, and 23% from abroad. In the first-half of 2021 new loans amounted to €2.9 billion, up 16% compared to the same period a year ago.

In addition to its real estate business, the bank held legacy €0.4 billion low-margin public-sector loans as of June 2021, down from €8.0 billion as of year-end 2008. The bank's €6.5 billion investment and liquidity portfolio is low risk.

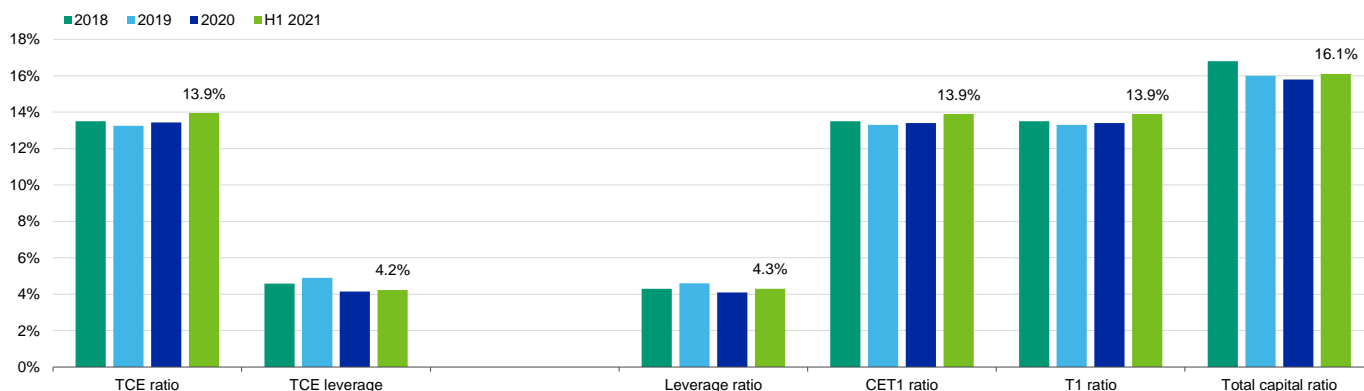
Berlin Hyp's problem loans amounted to €74 million as of June 2021 (December 2020: €141 million, 2019: €181 million), reflecting a fraction of its historical peak levels dating back to the late 1990s, when the bank experienced a crisis because of an Eastern German property bubble after Germany's reunification. One of the key drivers of the reduction in nonperforming loans was the bank's effective workout management of legacy loans, but is also reflecting an improved track record for risk management in its loan book. Berlin Hyp's coverage ratio (loan-loss reserves/problem loans) was a solid 215% as of December 2020.

### Sound risk-adjusted capital levels, although regulatory changes and the economic downturn will challenge capital formation

We assign an a3 Capital score, one notch below the a2 initial score, taking into account future changes to the Basel capital framework and the expected impact of the current economic downswing that will strain both the bank's capital levels and its undisclosed 340f<sup>€</sup> reserves, which provide additional loss-absorbing capacity.

Although we consider the bank's risk-adjusted capitalisation to be solid under the current Basel rule book, upcoming changes to the regulatory framework that will be phased-in from 2022 and the current economic downturn that will lead to higher risk-weighted assets (RWA) will hurt capital levels in future. To keep its current buffers intact, the bank will have to create further reserves because the reported net income has to be passed on to LBBH under the PLTA with the parent. While this arrangement limits profit retention, the potential for coverage of losses under an adverse scenario represents an offsetting factor, subject to LBBH's financial capacity.

Exhibit 6

**Berlin Hyp's capitalisation remains solid**

TCE = Tangible common equity Moody's calculation (transitional), CET1 = Common Equity Tier 1 capital (transitional); T1 = Tier 1 capital.

Sources: Company reports and Moody's Investors Service

As of June 2021, Berlin Hyp's leverage (measured as TCE/tangible assets) was 4.2%, stable compared to year-end 2020 but down from 4.9% as of year-end 2019 (the regulatory leverage ratio was 4.3% versus 4.1% as of YE 2020 and 4.6% as of YE 2019). The bank's TCE ratio (TCE/RWA) has remained within the 13%-14% range, standing at 13.9% as of June 2021, increased about 50 basis points from year-end 2020, RWAs also increased by 4% to €10.7 billion in the first half of 2021<sup>5</sup>, while TCE increased by 8% to €1.5 billion as of the same date. The regulatory Common Equity Tier 1 (CET1) capital ratio increased to 13.9% from 13.4% during the same period.

Berlin Hyp's leverage has improved significantly from 3.3% as of year-end 2014 as a result of a 48% increase in TCE, partly offset by a 16% increase in tangible assets. RWA, on the other hand, rose by 33% during the period, as Berlin Hyp reduced its lower-yielding public-sector exposures and its investment portfolio while it built out its mortgage book. As a result of this shift in its business mix, Berlin Hyp's risk density (RWA/tangible assets) rose to 30% from 27%, which also bolstered the bank's earnings generation capacity.

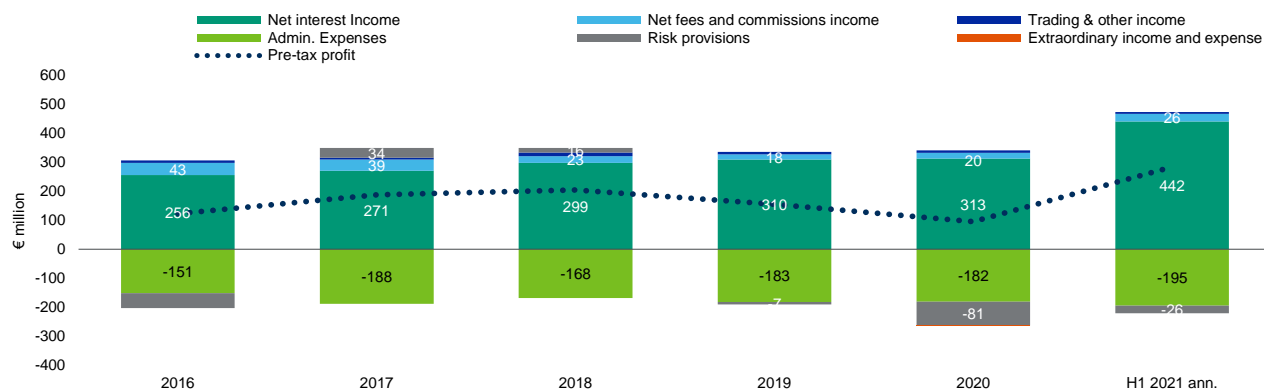
### Improved profitability and efficiency challenged by the economic downturn

For Profitability, we assign a ba1 score, in line with the initial score, which is derived from the 0.44% net income reported during 1H 2021. Overall, and supported by our expectation of a contained increase in risk costs, we expect profitability to recover in 2021, driven by lower loan-loss provisions, again to a level within the ba1 Profitability score range (0.375%-0.49%).

Because Berlin Hyp operates under a PLTA, it only has to pay de minimis taxes for its foreign operations, but has to upstream its entire net profit to its parent LBBH, where domestic taxes are paid, utilising remaining tax loss carry forwards generated by the former Bankgesellschaft Berlin. As a result of this setup, the reported net profit of Berlin Hyp is zero. Hence, to gauge the underlying earnings power of the bank, we assume a normalised tax rate of 30% that we apply to the Moody's-adjusted pretax income, which resulted in an adjusted net profit of €99.1 million for the first half of 2021 (1H 2020: €18.1 million), which represented an adjusted return on assets of 0.6%.

Provisioning needs decreased significantly in the first half of 2021 (€13 million for 1H 2021; 1H 2020: €50.4 million), we forecast that Berlin Hyp's earnings will remain sustainably above the levels we have seen in the years before 2014, reflecting the bank's asset-mix shift and the workout of its legacy problem loan portfolio. An average 0.4% return on assets should, therefore, be achievable for Berlin Hyp through the cycle.

Exhibit 7

**Berlin Hyp's profitability recovered in 2021**

Sources: Company reports and Moody's Financial Metrics

In the first half of 2021, Berlin Hyp's net interest income of €221 million, which accounted for 93% of the bank's revenue, increased by 32% yoy because of the growth in the average mortgage loans portfolio of €2.7 billion, but also due to the recourse to TLTRO. The bank's net commission income of €13 million, meanwhile, rose by 21% yoy during the first six months of 2021. Admin expenses of €94 million were up 9% compared with the same period last year. The bank reported other operating result of -€3.0 million, compared with €0.7 million in the previous year. For the first six months of 2021 the bank released risk provisions of €3 million (risk result was -€65 million 1H2020), reflecting the improved economic prospects..

### Established covered bond franchise, complemented by sector funding access

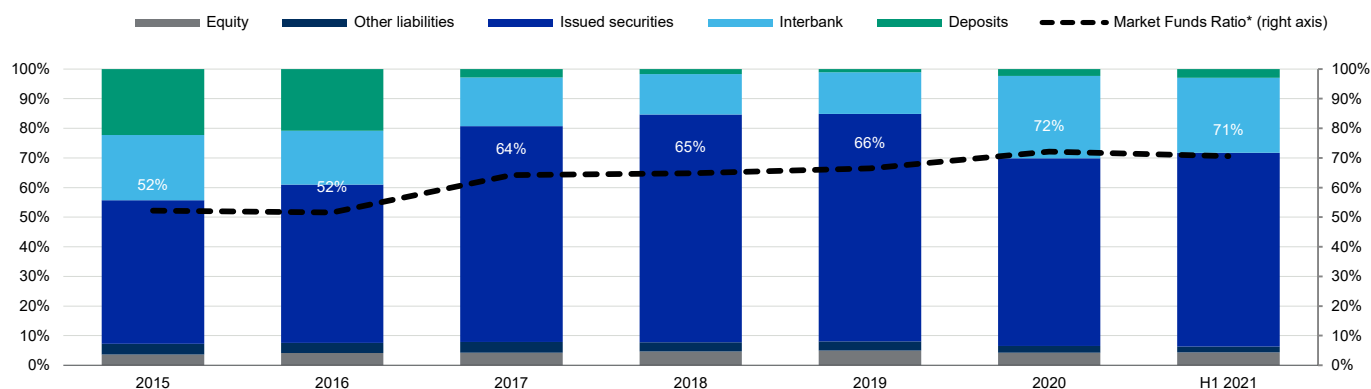
Our assigned ba3 Funding Structure score is significantly above the caa3 initial score. The uplift reflects Berlin Hyp's strong covered bond franchise and its close integration into the German savings bank sector, which provides access to less confidence-sensitive sector funding, thus providing a stabilising factor for the bank's wholesale-driven refinancing profile. We deem the TLTRO induced increased market funding not to be sustained and to return to pre-pandemic level again.

As year-end 2020, €14.8 billion of Berlin Hyp's €33.4 billion total assets were funded through mortgage covered bonds and the remainder through €5.0 billion in junior senior unsecured and €3.1 billion in senior unsecured debt, €9.3 billion interbank loans and repos (including temporary recourse to the TLTRO), as well as €0.2 billion in subordinated debt. Within covered bonds, the mix has almost completely shifted to mortgage covered bonds as Berlin Hyp retreats from the lower-margin public finance business. The secured funding base is complemented with unsecured bond issues, of which a significant share is placed with German savings banks, the indirect owners of Berlin Hyp. To diversify its investor base, Berlin Hyp has also become a prolific issuer of green bonds. The bank's MREL-eligible liabilities made up 18.8% of its balance sheet as of June 2021, up from 13.3% as of year-end 2020.

Exhibit 8

**Berlin Hyp's funding is mainly covered bonds based**

Composition of market funding sources



\*Market funds ratio = market funds/tangible banking assets.

Sources: Company reports and Moody's Investors Service

**Significant asset encumbrance, but adequate regulatory liquidity metrics**

The assigned ba1 Liquid Resources score is two notches below the baa1 initial score, reflecting the bank's liquidity of 24.2% of tangible assets. Encumbrance of liquid assets is offset by adequate regulatory liquidity metrics and additional access to liquidity through covered bonds. The increased liquidity compared with previous years is related to the ECB measures, including the TLTRO and will therefore be only temporary and as such no structural improvement of the liquid resources.

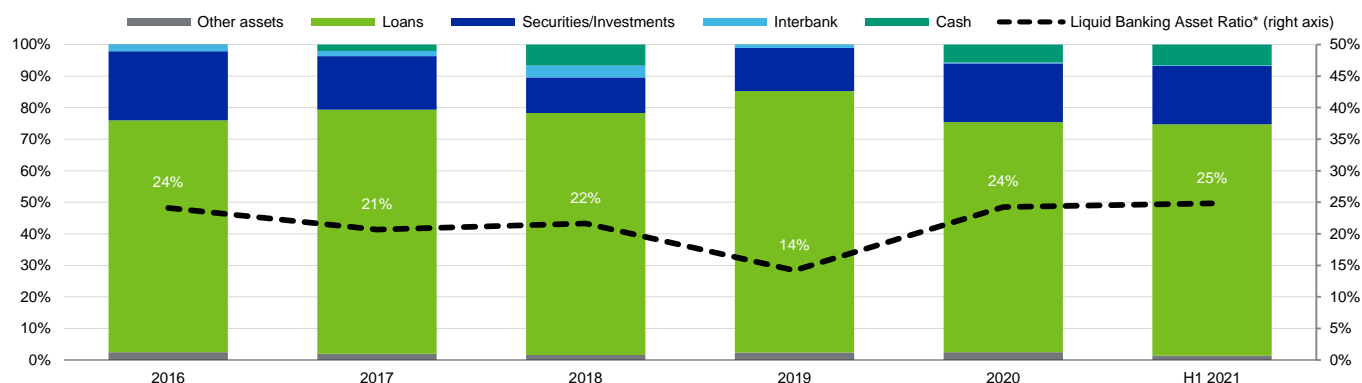
Berlin Hyp's liquid banking assets, comprising cash and balances with central banks, interbank lending, as well as the bank's investment portfolio, amounted to €8.9 billion as of June 2021. However, a material amount of the a priori liquid assets was encumbered, representing cover pool assets and liquid assets pledged for repo funding with the German Bundesbank and other market participants.

In our assigned score, we also reflect the bank's potential to issue covered bonds from its over-collateralised cover pool at short notice to generate liquidity in case of need. As of March 2021, and based on an outstanding issuance of €16.2 billion, the over-collateralisation of Berlin Hyp's [mortgage cover pool](#) stood at 4.6% on an unstressed present value basis. Berlin Hyp, therefore, has leeway for using its existing cover pool to generate fresh liquidity through the issuance of covered bonds.

Further, we take into consideration the bank's adequate regulatory liquidity metrics, such as the LCR, for which Berlin Hyp has set itself a target ratio of at least 120% and which was 172% as of June 2021 (the minimum regulatory requirement is 100%), reflecting the impact of the TLTRO programs, which we deem a temporary effect.



Exhibit 9

**Berlin Hyp's adequate amount of liquid resources****Composition of liquid assets**

\*Liquid banking assets ratio = liquid assets/tangible banking assets.

Sources: Company reports and Moody's Investors Service

**Limited earnings diversification reflected in BCA positioning**

To further reflect the risks stemming from Berlin Hyp's CRE monoliner business model, we also apply a one-notch negative Qualitative Adjustment for Business Diversification in our scorecard, which leads to a ba1 BCA from the bank's baa3 Financial Profile.

Business diversification is an important gauge of a bank's sensitivity to stress in a single business line. It is related to earnings stability in the sense that earnings diversification across distinct and relatively uncorrelated lines of business increases the reliability of a bank's earnings streams and its potential to absorb shocks affecting a business line.

Being a CRE lending specialist, Berlin Hyp is exposed to a rather volatile banking business through the cycle: we consider CRE lending a highly cyclical and, therefore, higher-risk sector. Being a specialist CRE lender benefits the bank's sector-specific risk management know-how, but at the same time naturally limits the potential for (earnings) diversification within the bank. Because CRE exposures can cause high losses in times of financial market stress, Berlin Hyp's high reliability on CRE-related earnings streams exposes it to unexpected shocks that are likely to hurt its income statement, and potentially its capital base, in an adverse scenario. As a result, we classify Berlin Hyp as a monoline bank according to our methodological approach for business diversification.

**Environmental, social and governance (ESG) considerations**

In line with our general view on the banking sector, Berlin Hyp has a low exposure to environmental risks (see our [Environmental risk heat map](#)<sup>6</sup> for further information).

For social risks, we also place Berlin Hyp in line with our general view for the banking sector, which indicates a moderate exposure (see our [Social risk heat map](#)<sup>7</sup>).

Corporate governance<sup>8</sup> is highly relevant for Berlin Hyp, as it is to all participants in the banking industry. Corporate governance weaknesses can lead to a deterioration in a bank's credit quality, while governance strengths can benefit its credit profile. Governance risks are largely internal rather than externally driven, and for Berlin Hyp we do not have any particular governance concern. Nonetheless, corporate governance remains a key credit consideration and requires ongoing monitoring.

**Support and structural considerations****Affiliate support**

Berlin Hyp benefits from parental support from SEG, given the fact that losses at the bank would have to be offset by LBBH because of the PLTA in place. In addition, Berlin Hyp can rely on cross-sector support from S-Finanzgruppe. Both parental and cross-sector support reduce significantly the probability of default, as such support would be available to stabilise Berlin Hyp, and not just compensate for losses in resolution.

We continue to consider the readiness of the sector to support its core members to be very high. This particularly applies to Berlin Hyp, given its 100% indirect ownership by the sector's savings banks. Combined cross-sector and parental support provides four notches of rating uplift from the bank's ba1 BCA, resulting in an a3 Adjusted BCA.

### Loss Given Failure analysis

Berlin Hyp is subject to the EU Bank Recovery and Resolution Directive (BRRD), which we consider an operational resolution regime. We, therefore, apply our Advanced LGF analysis, where we consider the risks faced by the different debt and deposit classes across the liability structure should the bank enter resolution (the analysis is performed at the level of SEG, the consolidating entity of the group's key subsidiaries Berlin Hyp and LBB).

In line with our standard assumptions, we assume that equity and asset losses are 3% and 8%, respectively, of tangible banking assets in a failure scenario. Moreover, we assume residual TCE of 3% and losses post-failure of 8% of tangible banking assets, a 25% run-off in "junior" wholesale deposits and a 5% run-off in preferred deposits. These ratios are in line with our standard assumptions. In addition, we assume that only a very small percentage (10%) of the deposit base can actually be considered junior and qualify as bail-in-able under the BRRD.

The results of our Advanced LGF analysis are:

- » For deposits and senior unsecured debt, as well as CRR liabilities, our LGF analysis indicates an extremely low loss given failure, leading to a aa3 Provisional Rating Assessments, three notches above the a3 Adjusted BCA.
- » For junior senior unsecured debt, our LGF analysis indicates a low loss given failure, leading to an a2 Provisional Rating Assessment, one notch above the a3 Adjusted BCA.
- » For subordinated debt, our LGF analysis indicates a high loss given failure, leading to a baa1 Provisional Rating Assessment, one notch below the a3 Adjusted BCA.

### Government support considerations

Following the introduction of the BRRD, we have lowered our expectations about the degree of support that the government might provide to a bank in Germany in the event of need. Because of its size on a consolidated basis, we consider S-Finanzgruppe as systemically relevant and, therefore, attribute a moderate probability of German government support for all members of the sector, in line with support assumptions for other systemically relevant banking groups in Europe. We, therefore, still include one notch of government support uplift in our CRRs, senior unsecured debt and deposit ratings of S-Finanzgruppe member banks that are incorporated in Germany, including Berlin Hyp. For junior securities, we continue to believe that the likelihood for government support is low, and these ratings do not include any related uplift.

### Counterparty Risk Ratings (CRRs)

#### Berlin Hyp's CRRs are Aa2/P-1

The CRRs, before government support, are three notches above the Adjusted BCA of a3, reflecting the extremely low loss given failure from the high volume of instruments, primarily junior senior unsecured debt, which are subordinated to CRR liabilities in our Advanced LGF analysis. Berlin Hyp's CRRs also benefit from one notch of rating uplift provided by government support, in line with our moderate support assumption on deposits and senior unsecured debt.

### Counterparty Risk (CR) Assessment

#### Berlin Hyp's CR Assessment is Aa2(cr)/P-1(cr)

The bank's CR Assessment is four notches above the a3 Adjusted BCA, incorporating (1) three notches of LGF uplift derived from the buffer against default provided by more subordinated instruments, primarily junior senior unsecured debt, to the senior obligations represented by the CR Assessment; and (2) one notch of government support uplift, assuming a moderate level of support. To determine the CR Assessment, we focus purely on subordination in our Advanced LGF analysis, taking no account of the volume of the instrument class.

## Methodology and scorecard

### Methodology

The principal methodology we used in rating Berlin Hyp was the [Banks Methodology](#), published in July 2021.

### About Moody's Bank Scorecard

Our Bank Scorecard is designed to capture, express and explain in summary form our Rating Committee's judgement. When read in conjunction with our research, a fulsome presentation of our judgement is expressed. As a result, the output of our scorecard may materially differ from that suggested by raw data alone (though it has been calibrated to avoid the frequent need for strong divergence). The scorecard output and the individual scores are discussed in rating committees and may be adjusted up or down to reflect conditions specific to each rated entity.

## Rating methodology and scorecard factors

Exhibit 10

### Berlin Hyp AG

<b>Macro Factors</b>							
<b>Weighted Macro Profile</b>	<b>Strong +</b>	<b>100%</b>					
<b>Factor</b>	<b>Historic Ratio</b>	<b>Initial Score</b>	<b>Expected Trend</b>	<b>Assigned Score</b>	<b>Key driver #1</b>	<b>Key driver #2</b>	
Solvency							
Asset Risk							
Problem Loans / Gross Loans	0.6%	aa2	↔	ba1	Sector concentration	Single name concentration	
Capital							
Tangible Common Equity / Risk Weighted Assets (Basel III - transitional phase-in)	13.9%	a2	↔	a3	Nominal leverage	Expected trend	
Profitability							
Net Income / Tangible Assets	0.4%	ba1	↔	ba1	Earnings quality	Expected trend	
Combined Solvency Score		a2		baa2			
Liquidity							
Funding Structure							
Market Funds / Tangible Banking Assets	72.1%	caa3	↔	ba3	Extent of market funding reliance	Market funding quality	
Liquid Resources							
Liquid Banking Assets / Tangible Banking Assets	24.2%	baa1	↔	ba1	Asset encumbrance	Additional liquidity resources	
Combined Liquidity Score		b1		ba2			
Financial Profile				baa3			
Qualitative Adjustments				Adjustment			
Business Diversification				-1			
Opacity and Complexity				0			
Corporate Behavior				0			
Total Qualitative Adjustments				-1			
Sovereign or Affiliate constraint				Aaa			
BCA Scorecard-indicated Outcome - Range				baa3 - ba2			
Assigned BCA				ba1			
Affiliate Support notching				4			
Adjusted BCA				a3			

**Balance Sheet is not applicable.**

Debt Class	De Jure waterfall		De Facto waterfall		Notching		LGF Notching Guidance vs. Adjusted BCA	Assigned LGF notching	Additional Notching	Preliminary Rating Assessment
	Instrument volume + subordination	Sub-ordination	Instrument volume + subordination	Sub-ordination	De Jure	De Facto				
Counterparty Risk Rating	-	-	-	-	-	-	-	3	0	aa3
Counterparty Risk Assessment	-	-	-	-	-	-	-	3	0	aa3 (cr)
Deposits	-	-	-	-	-	-	-	3	0	aa3
Senior unsecured bank debt	-	-	-	-	-	-	-	3	0	aa3
Junior senior unsecured bank debt	-	-	-	-	-	-	-	1	0	a2
Dated subordinated bank debt	-	-	-	-	-	-	-	-1	0	baa1

Instrument Class	Loss Given Failure notching	Additional notching	Preliminary Rating Assessment	Government Support notching	Local Currency Rating	Foreign Currency Rating
Counterparty Risk Rating	3	0	aa3	1	Aa2	Aa2
Counterparty Risk Assessment	3	0	aa3 (cr)	1	Aa2(cr)	
Deposits	3	0	aa3	1	Aa2	Aa2
Senior unsecured bank debt	3	0	aa3	1	Aa2	Aa2
Junior senior unsecured bank debt	1	0	a2	0	A2	
Dated subordinated bank debt	-1	0	baa1	0	(P)Baa1	

[1] Where dashes are shown for a particular factor (or sub-factor), the score is based on non-public information.

Source: Moody's Investors Service

## Ratings

Exhibit 11

Category	Moody's Rating
<b>BERLIN HYP AG</b>	
Outlook	Stable
Counterparty Risk Rating	Aa2/P-1
Bank Deposits	Aa2/P-1
Baseline Credit Assessment	ba1
Adjusted Baseline Credit Assessment	a3
Counterparty Risk Assessment	Aa2(cr)/P-1(cr)
Issuer Rating	Aa2
Senior Unsecured	Aa2
Junior Senior Unsecured -Dom Curr	A2
Junior Senior Unsecured MTN -Dom Curr	(P)A2
Subordinate MTN -Dom Curr	(P)Baa1
Commercial Paper -Dom Curr	P-1

Source: Moody's Investors Service

## Endnotes

- [1](#) The ratings shown are S-Finanzgruppe's Corporate Family Rating and outlook, and its BCA.
- [2](#) The ratings shown are Landesbank Berlin AG's long-term deposit rating and outlook, and its BCA.
- [3](#) Including off-balance-sheet commitments, derivatives and valuation adjustments.
- [4](#) The fully taxed 340f reserve under German GAAP enables companies to smooth their earnings over the cycle. For banks, it is created by booking provisions on loans and securities in excess of what is economically required, thereby understating reported profitability. Conversely, the release of 340f provisions overstates profitability.
- [5](#) To derive its risk weights, Berlin Hyp uses the internal ratings-based approach for the bulk of its assets.
- [6](#) Environmental risks can be defined as environmental hazards encompassing the impacts of air pollution, soil/water pollution, water shortages, and natural and man-made hazards (physical risks). Additionally, regulatory or policy risks, like the impact of carbon regulation or other regulatory restrictions, including the related transition risks like policy, legal, technology and market shifts, which could impair the evaluation of assets, are an important factor. Certain banks could face a higher risk from concentrated lending to individual sectors or operations exposed to the aforementioned risks.
- [7](#) Social risk considerations represent a broad spectrum, including customer relations, human capital, demographic and societal trends, health and safety, and responsible production. The most relevant social risks for banks arise from the way they interact with their customers. Social risks are particularly high in the area of data security and customer privacy, which are partly mitigated by sizeable technology investments and banks' long track record of handling sensitive client data. Fines and reputational damage because of product mis-selling or other types of misconduct is a further social risk. Societal trends are also relevant in a number of areas, such as shifting customer preferences towards digital banking services increasing information technology costs, ageing population concerns in several countries affecting demand for financial services or socially driven policy agendas that may translate into regulations that affect banks' revenue bases.
- [8](#) Corporate governance is a well-established key driver for banks and related risks are typically included in our evaluation of the banks' financial profile. Further, factors like specific corporate behaviour, key person risk, insider and related-party risk, strategy and management risk factors and dividend policy may be captured in individual adjustments to the BCA.

© 2021 Moody's Corporation, Moody's Investors Service, Inc., Moody's Analytics, Inc. and/or their licensors and affiliates (collectively, "MOODY'S"). All rights reserved.

CREDIT RATINGS ISSUED BY MOODY'S CREDIT RATINGS AFFILIATES ARE THEIR CURRENT OPINIONS OF THE RELATIVE FUTURE CREDIT RISK OF ENTITIES, CREDIT COMMITMENTS, OR DEBT OR DEBT-LIKE SECURITIES, AND MATERIALS, PRODUCTS, SERVICES AND INFORMATION PUBLISHED BY MOODY'S (COLLECTIVELY, "PUBLICATIONS") MAY INCLUDE SUCH CURRENT OPINIONS. MOODY'S DEFINES CREDIT RISK AS THE RISK THAT AN ENTITY MAY NOT MEET ITS CONTRACTUAL FINANCIAL OBLIGATIONS AS THEY COME DUE AND ANY ESTIMATED FINANCIAL LOSS IN THE EVENT OF DEFAULT OR IMPAIRMENT. SEE APPLICABLE MOODY'S RATING SYMBOLS AND DEFINITIONS PUBLISHED BY MOODY'S ANALYTICS, INC. AND/OR ITS AFFILIATES. MOODY'S CREDIT RATINGS, ASSESSMENTS, OTHER OPINIONS AND PUBLICATIONS DO NOT ADDRESS ANY OTHER RISK, INCLUDING BUT NOT LIMITED TO: LIQUIDITY RISK, MARKET VALUE RISK, OR PRICE VOLATILITY. CREDIT RATINGS, NON-CREDIT ASSESSMENTS ("ASSESSMENTS"), AND OTHER OPINIONS INCLUDED IN MOODY'S PUBLICATIONS ARE NOT STATEMENTS OF CURRENT OR HISTORICAL FACT. MOODY'S PUBLICATIONS MAY ALSO INCLUDE QUANTITATIVE MODEL-BASED ESTIMATES OF CREDIT RISK AND RELATED OPINIONS OR COMMENTARY PUBLISHED BY MOODY'S ANALYTICS, INC. AND/OR ITS AFFILIATES. MOODY'S CREDIT RATINGS, ASSESSMENTS, OTHER OPINIONS AND PUBLICATIONS DO NOT CONSTITUTE OR PROVIDE INVESTMENT OR FINANCIAL ADVICE, AND MOODY'S CREDIT RATINGS, ASSESSMENTS, OTHER OPINIONS AND PUBLICATIONS ARE NOT AND DO NOT PROVIDE RECOMMENDATIONS TO PURCHASE, SELL, OR HOLD PARTICULAR SECURITIES. MOODY'S CREDIT RATINGS, ASSESSMENTS, OTHER OPINIONS AND PUBLICATIONS DO NOT COMMENT ON THE SUITABILITY OF AN INVESTMENT FOR ANY PARTICULAR INVESTOR. MOODY'S ISSUES ITS CREDIT RATINGS, ASSESSMENTS AND OTHER OPINIONS AND PUBLISHES ITS PUBLICATIONS WITH THE EXPECTATION AND UNDERSTANDING THAT EACH INVESTOR WILL, WITH DUE CARE, MAKE ITS OWN STUDY AND EVALUATION OF EACH SECURITY THAT IS UNDER CONSIDERATION FOR PURCHASE, HOLDING, OR SALE.

MOODY'S CREDIT RATINGS, ASSESSMENTS, OTHER OPINIONS, AND PUBLICATIONS ARE NOT INTENDED FOR USE BY RETAIL INVESTORS AND IT WOULD BE RECKLESS AND INAPPROPRIATE FOR RETAIL INVESTORS TO USE MOODY'S CREDIT RATINGS, ASSESSMENTS, OTHER OPINIONS OR PUBLICATIONS WHEN MAKING AN INVESTMENT DECISION. IF IN DOUBT YOU SHOULD CONTACT YOUR FINANCIAL OR OTHER PROFESSIONAL ADVISER.

ALL INFORMATION CONTAINED HEREIN IS PROTECTED BY LAW, INCLUDING BUT NOT LIMITED TO, COPYRIGHT LAW, AND NONE OF SUCH INFORMATION MAY BE COPIED OR OTHERWISE REPRODUCED, REPACKAGED, FURTHER TRANSMITTED, TRANSFERRED, DISSEMINATED, REDISTRIBUTED OR RESOLD, OR STORED FOR SUBSEQUENT USE FOR ANY SUCH PURPOSE, IN WHOLE OR IN PART, IN ANY FORM OR MANNER OR BY ANY MEANS WHATSOEVER, BY ANY PERSON WITHOUT MOODY'S PRIOR WRITTEN CONSENT.

MOODY'S CREDIT RATINGS, ASSESSMENTS, OTHER OPINIONS AND PUBLICATIONS ARE NOT INTENDED FOR USE BY ANY PERSON AS A BENCHMARK AS THAT TERM IS DEFINED FOR REGULATORY PURPOSES AND MUST NOT BE USED IN ANY WAY THAT COULD RESULT IN THEM BEING CONSIDERED A BENCHMARK.

All information contained herein is obtained by MOODY'S from sources believed by it to be accurate and reliable. Because of the possibility of human or mechanical error as well as other factors, however, all information contained herein is provided "AS IS" without warranty of any kind. MOODY'S adopts all necessary measures so that the information it uses in assigning a credit rating is of sufficient quality and from sources MOODY'S considers to be reliable including, when appropriate, independent third-party sources. However, MOODY'S is not an auditor and cannot in every instance independently verify or validate information received in the rating process or in preparing its Publications.

To the extent permitted by law, MOODY'S and its directors, officers, employees, agents, representatives, licensors and suppliers disclaim liability to any person or entity for any indirect, special, consequential, or incidental losses or damages whatsoever arising from or in connection with the information contained herein or the use of or inability to use any such information, even if MOODY'S or any of its directors, officers, employees, agents, representatives, licensors or suppliers is advised in advance of the possibility of such losses or damages, including but not limited to: (a) any loss of present or prospective profits or (b) any loss or damage arising where the relevant financial instrument is not the subject of a particular credit rating assigned by MOODY'S.

To the extent permitted by law, MOODY'S and its directors, officers, employees, agents, representatives, licensors and suppliers disclaim liability for any direct or compensatory losses or damages caused to any person or entity, including but not limited to by any negligence (but excluding fraud, willful misconduct or any other type of liability that, for the avoidance of doubt, by law cannot be excluded) on the part of, or any contingency within or beyond the control of, MOODY'S or any of its directors, officers, employees, agents, representatives, licensors or suppliers, arising from or in connection with the information contained herein or the use of or inability to use any such information.

NO WARRANTY, EXPRESS OR IMPLIED, AS TO THE ACCURACY, TIMELINESS, COMPLETENESS, MERCHANTABILITY OR FITNESS FOR ANY PARTICULAR PURPOSE OF ANY CREDIT RATING, ASSESSMENT, OTHER OPINION OR INFORMATION IS GIVEN OR MADE BY MOODY'S IN ANY FORM OR MANNER WHATSOEVER.

Moody's Investors Service, Inc., a wholly-owned credit rating agency subsidiary of Moody's Corporation ("MCO"), hereby discloses that most issuers of debt securities (including corporate and municipal bonds, debentures, notes and commercial paper) and preferred stock rated by Moody's Investors Service, Inc. have, prior to assignment of any credit rating, agreed to pay to Moody's Investors Service, Inc. for credit ratings opinions and services rendered by it fees ranging from \$1,000 to approximately \$5,000,000. MCO and Moody's Investors Service also maintain policies and procedures to address the independence of Moody's Investors Service credit ratings and credit rating processes. Information regarding certain affiliations that may exist between directors of MCO and rated entities, and between entities who hold credit ratings from Moody's Investors Service and have also publicly reported to the SEC an ownership interest in MCO of more than 5%, is posted annually at [www.moody.com](http://www.moody.com) under the heading "Investor Relations — Corporate Governance — Director and Shareholder Affiliation Policy."

Additional terms for Australia only: Any publication into Australia of this document is pursuant to the Australian Financial Services License of MOODY'S affiliate, Moody's Investors Service Pty Limited ABN 61 003 399 657 AFSL 336969 and/or Moody's Analytics Australia Pty Ltd ABN 94 105 136 972 AFSL 383569 (as applicable). This document is intended to be provided only to "wholesale clients" within the meaning of section 761G of the Corporations Act 2001. By continuing to access this document from within Australia, you represent to MOODY'S that you are, or are accessing the document as a representative of, a "wholesale client" and that neither you nor the entity you represent will directly or indirectly disseminate this document or its contents to "retail clients" within the meaning of section 761G of the Corporations Act 2001. MOODY'S credit rating is an opinion as to the creditworthiness of a debt obligation of the issuer, not on the equity securities of the issuer or any form of security that is available to retail investors.

Additional terms for Japan only: Moody's Japan K.K. ("MJKK") is a wholly-owned credit rating agency subsidiary of Moody's Group Japan G.K., which is wholly-owned by Moody's Overseas Holdings Inc., a wholly-owned subsidiary of MCO. Moody's SF Japan K.K. ("MSFJ") is a wholly-owned credit rating agency subsidiary of MJKK. MSFJ is not a Nationally Recognized Statistical Rating Organization ("NRSRO"). Therefore, credit ratings assigned by MSFJ are Non-NRSRO Credit Ratings. Non-NRSRO Credit Ratings are assigned by an entity that is not a NRSRO and, consequently, the rated obligation will not qualify for certain types of treatment under U.S. laws. MJKK and MSFJ are credit rating agencies registered with the Japan Financial Services Agency and their registration numbers are FSA Commissioner (Ratings) No. 2 and 3 respectively.

MJKK or MSFJ (as applicable) hereby disclose that most issuers of debt securities (including corporate and municipal bonds, debentures, notes and commercial paper) and preferred stock rated by MJKK or MSFJ (as applicable) have, prior to assignment of any credit rating, agreed to pay to MJKK or MSFJ (as applicable) for credit ratings opinions and services rendered by it fees ranging from JPY125,000 to approximately JPY550,000,000.

MJKK and MSFJ also maintain policies and procedures to address Japanese regulatory requirements.

**Contacts**

Vasil Mrachkov                   +49.69.70730.867  
*Associate Analyst*  
vasil.mrachkov@moodys.com